





**NEW**

**MANAGING TYRE PRESSURE HAS NEVER BEEN EASIER, MORE ACCURATE OR SMARTER!**

Match tyre pressure to load and road surfaces, all from the comfort of the cab!

- Improve traction
- Reduce tyre wear
- Reduce damage to road surfaces
- Greater fuel efficiency
- Improve vehicle and driver safety



Over 20 years of innovation backed by a 3 year/500,000km warranty\*

## Pressure Cells

### Single Channel Pressure Cell

- Drive Axle

The most visible innovation of Traction Air® is the Pressure Vessel, a one-piece pneumatics enclosure. The pressure cell components are fully protected from snow, ice and water with IP66 standard water proofing and self-purge technology.

Constructed in stainless steel (AISI 304), the cell ensures ultimate protection against contaminants. Traction Air® will keep you operating safely in all conditions!



Width - 400mm  
Height - 370mm  
Depth - 130mm

### 2 Channel Pressure Cell

- Drive Axle & Steer Axle
- Drive Axle & Trailer Axle

Preassembled, metric kits are designed for fast and simple installation.



Width - 400mm  
Height - 470mm  
Depth - 130mm

### 3 Channel Pressure Cell also available

Width - 400mm | Height - 480mm | Depth - 130mm

- Drive, Steer & Trailer Axle.



### Technology for Industry

Managing fleet safety has never been easier! CAN bus communication and GPS technology is integrated into the software. **CAN bus communication** capable of interfacing with other OE manufacturer platforms.

### Improved Electronic Protection

Improved power spike protection to 160V. The internal diagnostics alert the driver if power supply exceeds 40V the ECU will display "supply voltage peak exceeds 40V". Additionally should the loom between the ECU and pressure cell ever be compromised the driver is alerted and the ECU will display "power short circuit".

### Improved Alert Functions

"Taps Off" driver alert - should the driver forget to turn the wheel taps on when starting the day's work, the ECU will beep and the display will tell the driver to "turn the wheel taps on"

### Dual Transducer for Enhanced Safety

The Traction Air® dual transducers continuously measure pressure, providing protection on every channel, alerting the driver to any potential system faults!

No other CTI system offers this level of pressure accuracy and safety through redundancy!

### Improved Air Leak Detection

Enhanced air leak and puncture detection. Should an air leak or puncture occur while the vehicle is in operation, the driver is alerted though audible and visual alarms. The pressure at the tyres is shown in real time, if the leak is bigger than what the compressor can keep up with, the driver has the opportunity to isolate the leak at the source.

### Warranty\*

- 3 Year 500,000km warranty on all electronics and pneumatic valves



**WE STAND BEHIND  
OUR PRODUCT, SO  
YOU CAN COUNT  
ON IT, WHEN YOU  
NEED IT MOST!**

## Electronic Control Unit (ECU)

### LCD Touch Screen

New Graphic LCD Display features a larger, easy to read screen with improved clarity and digital readout. We now have the ability to customise the graphic display to your fleet. The adjustable backlight allows the driver to alter the brightness of the display when operating at night.

Traction Air's touch screen and DIN mount Electronic Control Unit or ECU's are 8-30V multi volt for no fuss installation. Its compact size allows for clearly defined read outs on multi-channel systems (Trailer, front axle & drive axle).

Height - 90mm | Width - 142mm | Depth - 50mm



### DIN Mount ECU

Traction Air's new DIN mounted ECU will fit in any standard DIN radio slot in the vehicle, this ECU is ideal for single and dual channel systems (steer and drive or drive & trailer).

Height - 58mm | Width - 188mm | Depth - 105mm



### Future Proofed for new technology

Our Traction Air® ECU's are future proofed through the additional input and output ports on the rear connection. This allows for future integration with CAN bus, GPS RS232 in and out and bolt on options such as Bluetooth & cellular modem 3G/4G etc. Note: Software may need development depending on the operational requirement.

### Simple to Use

Traction Air® is the only CTI system with simple touch screen technology. It is designed for the driver to operate easily, day or night. The software was developed for a fast response, and can be fully customisable to your operation and environment with complete autonomy.

## Safety through 'GPS Speed Up'

This advance is at the cutting edge of CTI pneumatic control. In principle, we use a GPS receiver to measure the ground speed and match this to stepped pressure intervals. As the truck increases speed the system pumps itself up. This feature provides peace of mind for the fleet owner, knowing that the driver can no longer drive down the road with the tyre pressure at too low a setting for the speed of the vehicle. The system is fully programmable and can be set for your fleets specific requirements and operational terrain.







## Wheel Ends




### Heavy Duty High Temperature Hub Reduction Model Wheel End

This wheel end assembly design was developed to meet the extreme heat requirement when combining Hub Reduction Vehicles with Australia's mid-summer temperatures of over 40°C. The design removes heat from the internal seal facings which significantly improves their operational life.



### Compact Wheel End Rotator

Full stainless centre shaft & compression spring with two dual contact fully sealed heavy duty bearings. Tungsten Carbide & Carbon seal facings to deliver maximum strength & durability. This rotator is the most durable and compact rotator on the market.



### Trailer Axle Solutions

Internal trailer axle wheel end solutions to suit European markets. Traction Air® has options for most leading market brands. ROR, BPW, SAF etc.

Distributed by: