



**PTO**

TRT carry a range of PTO's from Chelsea, PZB, Hydrocar and OFMB.


Not all PTO options are shown below. If you don't see what you need below get in touch.

**CHELSEA****442 Series - 8 Bolt**

Torque (Nm/ft lb)	650/480	Output shaft rotation	Opposite
Power (Kw/hp)@1000rpm	68.1/91.4	Engagement types	Air, Elec/Air Cable/Constant mesh


**489 Series - 8 Bolt**

Torque (Nm/ft lb)	300/255	Output shaft rotation	Opposite
Power (Kw/hp)@1000rpm	32/42.8	Engagement types	Air, Elec/Air Cable/Constant mesh

**880 Series**


SAE 8 Bolt. Std output shaft 1 1/4" 10spl w/1410 flange

Torque (Nm/ft lb)	up to 675/500	Output shaft rotation	Opposite
Power (Kw/hp)@1000rpm	70/94	Engagement types	Air/Elec Cable/Constant mesh

**278 Series - H/Duty Series**

10 Bolt mounting Allison

Torque (Nm/ft lb)	300/407	Output shaft rotation	Engine
Power (Kw/hp)	57/43	Engagement types	Hyd, Remote Hyd Elec, Air Elec o/speed

**004 Series**

SAE 8 Bolt transmission, Fuller etc. Suit most 3 Bolt 6 spline pump mount.

Torque (Nm/ft lb)	184/250	Output shaft rotation	Opposite
Power (Kw/hp)	25kwm	Engagement types	Air, Cable Elec/Air

*...for the long haul*