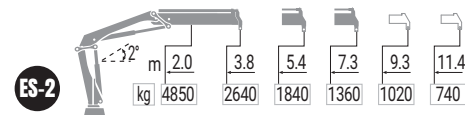
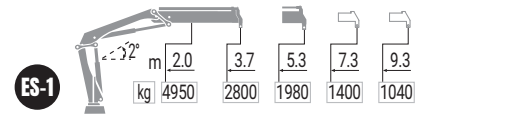
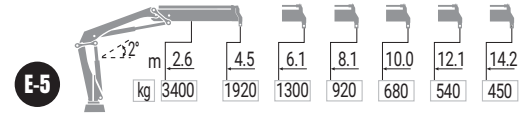
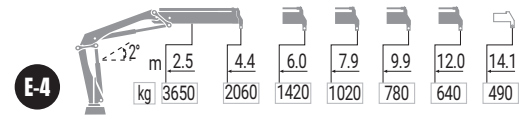
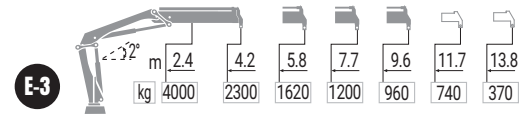
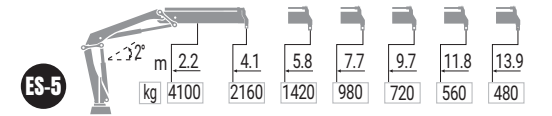
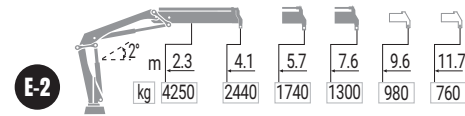
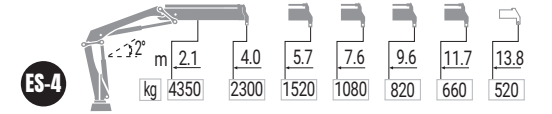
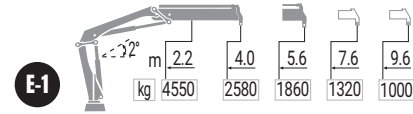
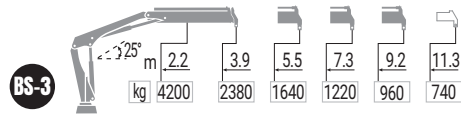
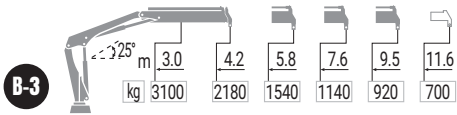
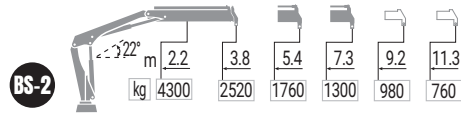
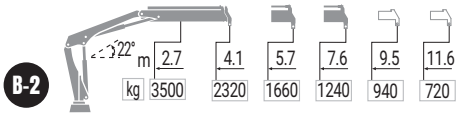
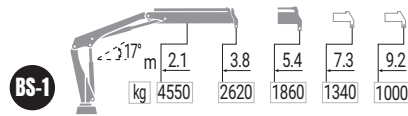
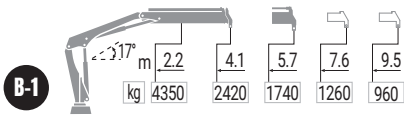









# X-HIDUO 108



MODEL	 txm	 (°)	 mm	 mm	 mm
B-1	9,9	406	2100	1140	750
B-2	NA	406	NA	NA	NA
B-3	9,2	406	2100	1140	770
BS-1	10,0	406	2100	1140	750
BS-2	NA	406	NA	NA	NA
BS-3	9,3	406	2100	1140	770
E-1	10,3	406	2100	1150	750
E-2	NA	406	NA	NA	NA
E-3	9,5	406	2100	1145	750
E-4	NA	406	NA	NA	NA
E-5	8,7	406	2100	1150	835
ES-1	10,4	406	2100	1150	750
ES-2	NA	406	NA	NA	NA
ES-3	9,6	406	2100	1145	750
ES-4	NA	406	NA	NA	NA
ES-5	8,9	406	2100	1150	835