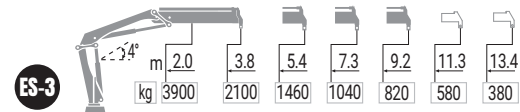
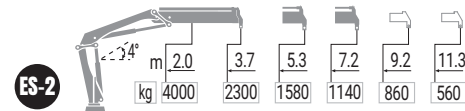
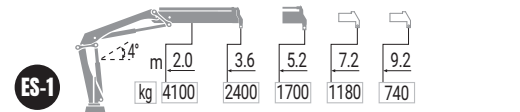
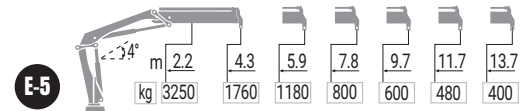
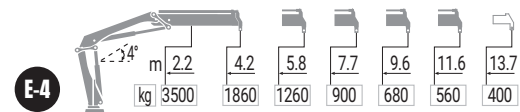
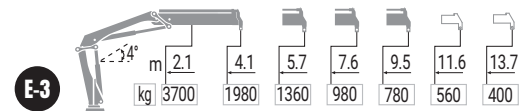
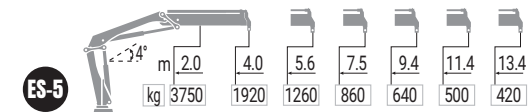
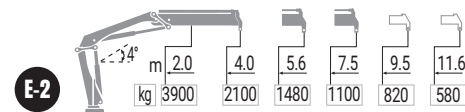
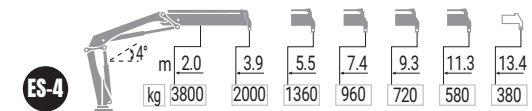
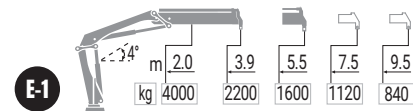
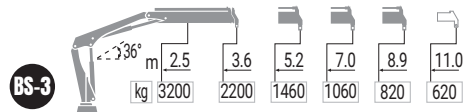
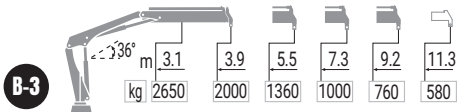
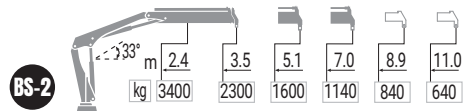
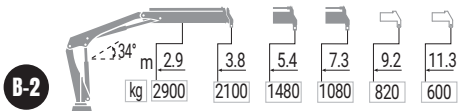
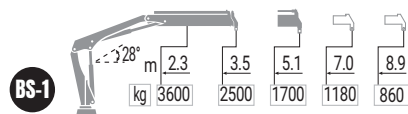
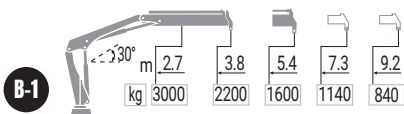









X-HIDUO 092



MODEL	 txm	 (°)	 mm	 mm	 mm
B-1	8,6	406	2000	1135	750
B-2	8,2	406	2000	1135	750
B-3	7,9	406	2000	1135	765
BS-1	8,7	406	2000	1135	750
BS-2	8,3	406	2000	1135	750
BS-3	7,9	406	2000	1135	765
E-1	8,8	406	2000	1145	750
E-2	8,5	406	2000	1145	750
E-3	8,2	406	2000	1145	800
E-4	7,9	406	2000	1145	750
E-5	7,2	406	2000	1145	785
ES-1	8,8	406	2000	1145	750
ES-2	8,5	406	2000	1145	750
ES-3	8,2	406	2000	1145	800
ES-4	8,0	406	2000	1145	750
ES-5	7,7	406	2000	1145	785