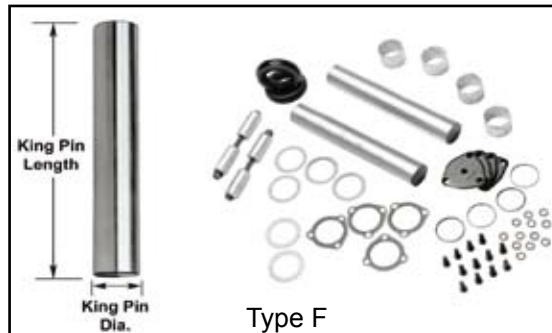

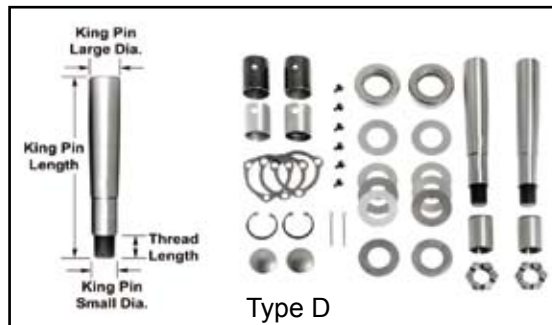
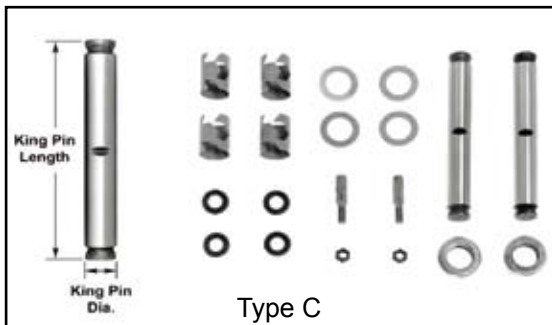




FRONT AXLE

KING PIN I.D.



KING PIN SETS

Pins are precision ground and induction hardened to ensure wear resistance and structural integrity.

Bronze, Nylon or Composite bushings are provided with each kit. The part number suffix identifies which type of bushing is contained in each kit.

A full range of King Pin styles are available: single drawkey, dual drawkey and tapered. We also offer several vehicle specific kits including Ford single drawkey, Mack tapered and Volvo tapered.

Kingpins can be split into 3 basic styles, Parallel, Stepped and Tapered. Where an axle cannot be identified from the I Beam plate, or marks stamped into the steering Knuckle Spindle or King Pin we need to identify the Style, and Measurements.

Are there any keyways or flats ? Where are they located ?